


BISTAR

TP6L60M
TP6L60M(H) **120 half-cell**

355 - 375W

9BB half-cut mono perc



KEY FEATURES



9BB half-cut cell technology

New circuit design, lower internal current, lower Rs loss



Significantly lower the risk of hot spot

Special circuit design with much lower hot spot temperature



Excellent Anti-PID performance

2 times of industry standard Anti-PID test by TUV SUD



Wider application

No water-permeability and high wear-resistance, can be widely used in high-humid, windy and dusty area



IP68 junction box

High waterproof level

SYSTEM & PRODUCT CERTIFICATES

- IEC 61215 / IEC 61730 / UL 1703
- ISO 9001: 2015 Quality Management System
- ISO 14001: 2015 Environment Management System
- ISO 45001: 2018 Occupational Health and Safety Management Systems

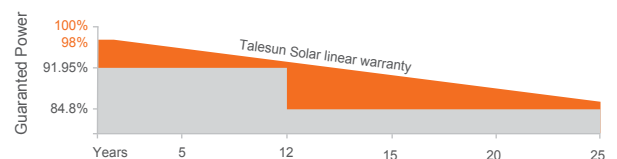


PERFORMANCE WARRANTY

12 years
Quality assurance

25 years
Power output guarantee

■ Talesun standard
■ Industry standard



ELECTRICAL PARAMETERS

Performance at STC (Power Tolerance 0 ~ +3%)

Maximum Power (Pmax/W)	355	360	365	370	375
Operating Voltage (Vmpp/V)	34.0	34.3	34.6	34.9	35.2
Operating Current (Impp/A)	10.45	10.50	10.56	10.61	10.66
Open-Circuit Voltage (Voc/V)	40.5	40.7	40.9	41.1	41.3
Short-Circuit Current (Isc/A)	11.10	11.15	11.20	11.26	11.31
Module Efficiency η (%)	19.3	19.6	19.8	20.1	20.4

Performance at NMOT

Maximum Power (Pmax/W)	264.2	267.7	271.2	274.7	278.1
Operating Voltage (Vmpp/V)	31.4	31.6	31.9	32.1	32.3
Operating Current (Impp/A)	8.43	8.46	8.50	8.55	8.60
Open-Circuit Voltage (Voc/V)	37.7	37.9	38.0	38.2	38.4
Short-Circuit Current (Isc/A)	8.96	9.00	9.04	9.09	9.13

STC: Irradiance 1000W/m², Cell Temperature 25°C, Air Mass AM1.5 NMOT: Irradiance at 800W/m², Ambient Temperature 20°C, Air Mass AM1.5, Wind Speed 1m/s

MECHANICAL SPECIFICATION

Cell Type	mono-Crystalline Silicon (9Busbar)
Cell Dimensions	166*166mm (6inches)
Cell Arrangement	120 (6*20)
Weight	21kg (46.3lbs)
Module Dimensions	1758*1046*35 (69.21*41.18*1.38inches)
Cable Length (Portrait)	(+300mm (11.81inches)) / (-300mm (11.81inches))
Cable Length (Landscape)	(+1200mm (47.24inches)) / (-1200mm (47.24inches))
Cable Cross Section Size	4mm ² (0.006inches ²)
Front Glass	3.2mm (0.13inches) High Transmission, Tempered AR Glass
No. of Bypass Diodes	3/6
Packing Configuration	30pcs/carton, 780pcs/40hq
Frame	Anodized Aluminium Alloy
Junction Box	IP68

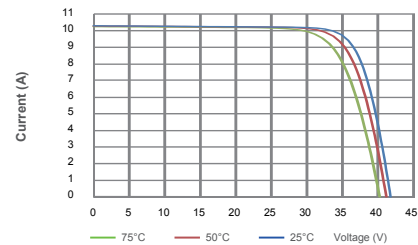
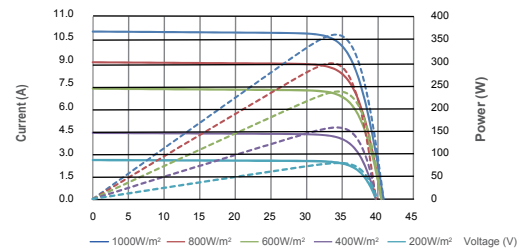
OPERATING CONDITIONS

Maximum System Voltage	1000V/1500V/DC(IEC)
Operating Temperature	-40°C ~ +85°C
Maximum Series Fuse	20A
Static Loading	5400pa
Conductivity at Ground	≤0.1Ω
Safety Class	II
Resistance	≥100MΩ
Connector	MC4 Compatible

TEMPERATURE COEFFICIENT

Temperature Coefficient Pmax	-0.36%/°C
Temperature Coefficient Voc	-0.26%/°C
Temperature Coefficient Isc	+0.043%/°C
NMOT	43±2°C

I-V CURVE



TECHNICAL DRAWINGS

